

UTAH FURBEARER

2018-2019 GUIDEBOOK



CONTACT US

Turn in a poacher

Phone: 1-800-662-3337

Email: turninapoacher@utah.gov

Online: wildlife.utah.gov/utip

Division offices

Offices are open 8 a.m.–5 p.m.,
Monday through Friday.

Salt Lake City

1594 W North Temple
Box 146301
Salt Lake City, UT 84114-6301
801-538-4700

Central Region

1115 N Main Street
Springville, UT 84663
801-491-5678

Northeastern Region

318 N Vernal Avenue
Vernal, UT 84078
435-781-9453

Northern Region

515 E 5300 S
Ogden, UT 84405
801-476-2740

Southeastern Region

319 N Carbonville Road, Ste A
Price, UT 84501
435-613-3700

Southern Region

1470 N Airport Road
Cedar City, UT 84721
435-865-6100

Washington County Field Office

451 N SR-318
Hurricane, UT 84737
435-879-8694

CONTENTS

- 3 Know the laws
- 4 Trappers Association reward program
- 6 Key dates and fees
- 7 Basic requirements
- 10 Obtaining permits
- 11 Obtaining and using tags
- 13 Avoid nontarget species
- 14 Hunting and trapping methods
- 14 Trap registration numbers
- 15 Trap restrictions to protect river otters
- 16 Unmodified and modified body-gripping traps
- 17 Artificial cubby set
- 17 Did it get wet? Decontaminate it!
- 18 Use of bait
- 18 Are you allowed to possess a weapon?
- 19 Areas closed to beaver and mink harvest
- 20 Areas where you cannot discharge a firearm
- 20 Spotlighting
- 20 Trapping on waterfowl management areas
- 21 Trapping coyotes and raccoons
- 22 Trespassing
- 22 Wolf management in Utah
- 23 Restricted areas
- 23 Possession, sale and transportation
- 24 Depredation
- 25 Season dates and bag limits
- 25 Utah's predator control program
- 27 Definitions

HIGHLIGHTS

Authorize someone to check your traps:

Starting this year, you may—with detailed, written authorization—allow someone else to set and check your traps. For more information about this change and what's required, see page 15.

Bobcat removal and tagging: Whether you find a bobcat in one of your traps, or in a trap you have written authorization to check, you must possess and carry a valid bobcat permit issued in **your** name. Then, if you kill the bobcat, you must attach your own tags to the carcass. For additional details, see page 11.

Changes to predator control program:

In 2018, the Utah Legislature and Utah Wildlife Board approved changes to Utah's predator control program. These changes included new requirements to prevent fraud and improve data collection. For details, see page 25.

Trap registration license required:

You must possess a valid trap registration license when you use any trapping device capable of capturing or killing protected wildlife. You must also have that license on your person when setting or checking trapping devices. For more information about this requirement, please see wildlife.utah.gov/trapping-faq.html. For details on obtaining the license and any exemptions that apply, see page 9.

Trapping coyotes and raccoons:

Because coyote and raccoon traps are capable of capturing or killing protected wildlife, Utah's trapping laws apply to individuals who are trapping coyotes and raccoons. For details, see the information box on page 21.

KNOW THE LAWS

This guidebook summarizes Utah's furbearer hunting laws and rules. Although it is a convenient quick-reference document for Utah's furbearer regulations, it is not an all-encompassing resource.

For an in-depth look at the state's furbearer hunting laws and rules, visit wildlife.utah.gov/rules.

You can use the references in the guidebook—such as Utah Code § 23-20-3 and Utah Administrative Rule R657-11-4—to search the Division's website for the detailed statute or rule that underpins the guidebook summary.

If you have questions about a particular rule, call or visit the nearest Division office.

Who makes the rules?

The Utah Wildlife Board passes the rules summarized in this guidebook.

There are seven board members, and each serves a six-year term. Appointed by the governor, board members are not Division employees.

The Division's director serves as the board's executive secretary but does not have a vote on wildlife policies.

Before board members make changes to wildlife rules, they listen to recommendations from Division biologists. They also receive input from the public and various interest groups via the regional advisory council (RAC) process.

If you have feedback or suggestions for board members, you can find their contact information online at wildlife.utah.gov.

Wildlife Board members

Kevin Albrecht
Calvin Crandall
Steve Dalton
Karl Hirst
Donnie Hunter

Kirk Woodward, *Chair*
Byron Bateman, *Vice Chair*
Mike Fowlks,
Division Director &
Executive Secretary

Trap registration numbers: If you already have a valid trap registration number, but you don't have a physical copy of it, please contact a Division office to receive a duplicate copy, free of charge. You can also download the *Utah Hunting and Fishing* app and carry an electronic copy of your trap registration license on your mobile device. See page 9 for details.

Bobcat permits available: There is no cap on the total number of bobcat permits available for the 2018–2019 season. From Oct. 1–31, 2018, you can purchase bobcat permits at wildlife.utah.gov and from license agents and Division offices. For more information, see page 10.

Maximum of six bobcat permits: This year, you may obtain no more than six bobcat permits. For more information on obtaining a permit, see page 10.

Check season dates: Season dates change every year. For a complete list of furbearer season dates, see page 25.

Trappers Association reward program

Every year, thieves steal valuable traps from Utah trappers.

The Utah Trappers Association is offering a reward—up to \$500—to individuals who report trap theft to the Division, which results in a successful prosecution. If you see someone stealing a trap, report it through the Division's poaching hotline at 1-800-662-3337.

If you encounter traps while outdoors, you have a legal obligation to respect that private property. At the same time, trappers have an ethical obligation not to set traps in areas where they are likely to be encountered by the general public or their pets.

Bobcat permit/tag format: Bobcat temporary possession tags and jaw tags are attached to bobcat permits. For more information on how to attach these tags to a bobcat, please read *Tagging bobcats* on page 11.

Trapping muskrats on WMAs: Certain trappers are authorized to remove muskrats from state-owned wildlife management areas (WMAs). You can learn more about that process at wildlife.utah.gov/WMAtrapping, starting in October.

Obtain permanent tags: You may obtain permanent marten and bobcat tags—by appointment only—at any Division office. Marten tags will be available Sept. 22, 2018 through March 8, 2019. Bobcat tags will be available Nov. 14, 2018 through March 8, 2019. You can also obtain permanent tags at the Utah Trappers Association Fur Sale on Feb. 8–9, 2019.

Restrictions to protect river otters: Some rivers have trapping restrictions. See page 15 to learn more.

Checking traps after dark: A trapper on foot may use a flashlight to check traps after dark, and furbearers caught in these trapping devices may be harvested by shooting at any time. Harvesting furbearers by methods other than trapping remains restricted to 30 minutes before sunrise until 30 minutes after sunset. Please read *Hunting and trapping methods* on page 14 for details and restrictions.

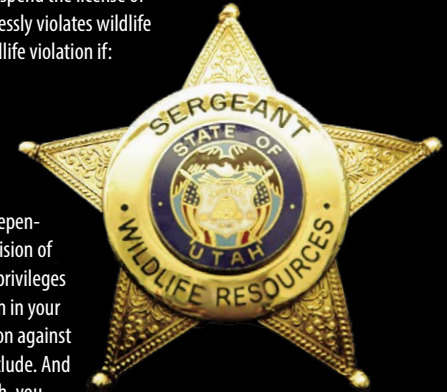
Accidental trapping of protected species: Black-footed ferret, lynx and wolf are protected species under the Endangered Species Act. If you accidentally trap or capture one of these species, you must immediately report it to the Division and the U.S. Fish and Wildlife Service. See page 18 for details.

Don't lose your hunting and fishing privileges

If you commit a wildlife violation, you could lose the privilege of hunting and fishing in Utah. The Utah Division of Wildlife Resources can suspend the license of anyone who knowingly, intentionally or recklessly violates wildlife laws. Your license can be suspended for a wildlife violation if:

- You are convicted.
- You plead guilty or no contest.
- You enter a plea in abeyance or diversion agreement.

Suspension proceedings are separate and independent from criminal prosecution. The Utah Division of Wildlife Resources may suspend your license privileges whether or not the court considers suspension in your criminal case. You will be notified of any action against your privilege after criminal proceedings conclude. And remember, if your license is suspended in Utah, you may not be permitted to hunt or fish in most other states. (Visit wildlife.utah.gov/know-the-consequences.html to see a map of participating states.)



Native American trust lands and national wildlife refuges:

If you want to trap on Native American trust lands and national wildlife refuges in Utah, you should first check with the respective tribal authority or refuge manager.

Corrections: If errors are found in this guidebook after it is printed, the Division will correct them in the online copy. Visit wildlife.utah.gov/guidebooks to view all of the Division's guidebooks.

Protection from discrimination: The Division receives federal financial assistance from the U.S. Fish and Wildlife Service. Under Title VI of the Civil Rights Act of 1964, Section 504 of the Rehabilitation Act of 1973, Title II of the Americans with Disabilities Act of 1990, the Age Discrimination Act of 1975, Title IX of the Education Amendments of 1972, the U.S.

Department of the Interior and its bureaus prohibit discrimination on the basis of race, color, national origin, age, disability or sex. If you believe that you have been discriminated against in any program, activity or facility, or if you desire further information, please visit www.doi.gov/pmb/eo/public-civil-rights.cfm.

Private lands: The Division cannot guarantee access to any private land. Under certain circumstances, you must obtain written permission from the landowner or the landowner's authorized representative before hunting or trapping on private lands. To learn more, please see *Trespassing* on page 22.

Division funding: The Division is mostly funded by the sale of hunting and fishing licenses and through federal aid made possible by an excise tax on the sale of firearms and other hunting- and fishing-related equipment.

KEY DATES AND FEES

Important dates

Marten permits available	Sept. 6, 2018– March 1, 2019
Permanent marten tags available	Sept. 22, 2018– March 8, 2019
Bobcat permits and temporary possession tags available	Oct. 1–31, 2018
Permanent bobcat tags available	Nov. 14, 2018– March 8, 2019
Utah Trappers Association Fur Sale	Feb. 8–9, 2019

Season dates

Badger, gray fox, kit fox, ringtail, spotted skunk and weasel	Sept. 22, 2018– March 1, 2019
Beaver and mink	Sept. 22, 2018– April 3, 2019
Bobcat	Nov. 14, 2018– March 1, 2019
Marten	Sept. 22, 2018– March 1, 2019
Muskrat, red fox and striped skunk	Year round

Fees

Furbearer

Resident license*	\$29
Nonresident license*	\$154

Bobcat permits

Resident permit	\$15 each (up to 6)
Nonresident permit	\$45 each (up to 6)

Marten permits

Marten permit	No charge
---------------	-----------

Trap registration license

Resident	\$10 (payable once)
Nonresident	\$10 (payable once)

Certificates of registration

Fur dealer	\$160
Fur dealer's agent	\$160
Fur dealer renewal	\$40
Fur dealer's agent renewal	\$40

*Furbearer licenses are valid for 365 days from the day you buy them.

BASIC REQUIREMENTS

Utah Code §§§§ 23-18-2, 23-18-6, 23-19-1, 23-20-3 and Utah Admin. Rule R657-11-3

Are you planning to hunt or trap bobcats, martens or other furbearers in Utah this year? Before you can obtain any necessary permits, you must meet a few basic requirements—and obtain a trap registration license—if you are trapping furbearers, coyotes or raccoons. This section provides more information about trap registration licenses and how you can obtain one.

Are you old enough?

In Utah, there are no age restrictions for individuals who can hunt and trap furbearers.

However, if you're under the age of 16—and hunting with any weapon—you must be accompanied in the field by your parent, a legal guardian or a responsible person 21 years of age or older (see below).

Adults must accompany young hunters

Utah Code § 23-20-20

While hunting with any weapon, a person under 14 years old must be accompanied

by his or her parent, legal guardian or other responsible person who is 21 years of age or older and who has been approved by the parent or guardian.

A person at least 14 years old and under 16 years old must be accompanied by a person 21 years of age or older while hunting with any weapon.

The Division encourages adults to be familiar with hunter education guidelines or to complete the hunter education course before accompanying youth into the field.

While in the field, the youth and the adult must remain close enough for the adult to see

What am I required to carry in the field?

Utah Admin. Rule R657-11-8

The licenses and permits you're required to carry depend on what you are hunting or trapping.

If you're using any trapping device that's capable of catching or killing protected wildlife, you must have a trap registration license on your person. This requirement applies even if you are trapping coyotes or raccoons.

If you're trapping furbearers, you must have both a furbearer license and a trap registration license on your person while in the field. If any of those furbearers include bobcat or marten, you must also have the appropriate bobcat or marten permit on your person.

If you're checking someone else's furbearer traps for them, you must have all of the following on your person: a valid furbearer license, a trap registration license, the appropriate permits or tags, and written authorization from the owner of the trapping device. (For details about what that written authorization must include, see page 15.) **Important:** You may not check someone else's traps if any of your licenses or permits are denied or suspended.

Please keep in mind that if you download the free *Utah Hunting and Fishing* app, you can store both your furbearer license and your trap registration license on your mobile phone or tablet.



**UTAH
HUNTING &
FISHING APP**

IT'S FREE!

Download from wildlife.utah.gov/MobileApp



TURN IN A POACHER

USING THE UTAH
HUNTING & FISHING APP

wildlife.utah.gov/mobileapp

OR CALLING

800-662-3337

UTiP

and provide verbal assistance to the young hunter. Using electronic devices, such as walkie-talkies or cell phones, does not meet this requirement.

Have you passed furharvester education?

Utah Code § 23-19-11.5 and Utah Admin. Rule R657-23-6

If you are a Utah resident born after Dec. 31, 1984, you must provide proof that you've passed a furharvester education course approved by the Division before you can:

- Obtain a furbearer license
- Obtain a bobcat permit
- Obtain a marten permit

You can prove that you've completed furharvester education if you have a certificate of completion from your furharvester education course or if you have a verified furharvester education number on file with the Division. That number is assigned when you complete furharvester education.

If you are applying for a resident furbearer license for the first time—and you completed furharvester education in another state or country—you must provide a valid furhar-

vester education number and the name of the state, province or country that issued the number. The Division may research this number to verify that the course you completed meets Utah's standards for safe and responsible trapping.

For more information on how to complete Utah's furharvester education course, visit wildlife.utah.gov/huntereducation.

Do you have a furbearer license?

Utah Admin. Rule R657-11-3

You must have a valid Utah furbearer license before you can:

- Hunt, trap or harvest most furbearers
- Check someone else's traps for them (only with additional written authorization, see page 15)
- Obtain or use a bobcat permit
- Use a marten permit

Furbearer licenses are available at wildlife.utah.gov and from license agents and Division offices.

You do not need a furbearer license to hunt, harvest or trap coyotes, muskrats, raccoons, red foxes or striped skunks. You do,

however, need a trap registration license to set a trapping device for any species (see details below).

Do you have a trap registration license?

Utah Admin. Rule R657-11-8

You must possess a valid trap registration license when trapping furbearers, coyotes or raccoons.

The only exception is for those who are trapping coyotes or raccoons within 600 feet of a building or structure occupied or used by humans or livestock.

You can obtain a trap registration license by calling or visiting a Division office. There is a one-time \$10 license fee for a new trap registration license.

For more detailed information about meeting this requirement, please see wildlife.utah.gov/trapping-faq.html.

Important: If you already have a valid trap registration number, but you don't have a physical copy of it, please contact a Division office. We can provide you with a duplicate copy free of charge. You can also download the *Utah Hunting and Fishing* app and carry an electronic copy of your license on your mobile device.

When you receive a trap registration license, it will have a unique, permanent trap registration number printed on it. You must ensure that all of your trapping devices are permanently and legibly marked or tagged with your trap registration number. (This requirement does not apply to trapping devices set for coyotes or raccoons within 600 feet of a building or structure occupied or used by humans or livestock.)

No more than one trap registration number may be on a single trapping device. For additional information about trap registration numbers and using and checking your trapping devices, see page 14.

Carry your licenses and permits

You must have your furbearer license and trap registration license—and any bobcat or marten permits—on your person while setting, checking or moving trapping devices. You cannot alter your licenses or permits, nor can you sell, transfer, give, loan or assign them to another person.

Utah's Walk-in Access program

The Walk-in Access (WIA) program provides hunters, anglers and trappers access to privately owned land, streams, rivers, ponds or reservoirs.

If you want to participate in the program—and you are 14 years old or older—please remember that you must obtain a WIA authorization number in order to access any WIA properties.

The Division uses the numbers to track who's using WIA properties throughout the year and to assess the program's value to the public.

Visit wildlife.utah.gov/walkinaccess to obtain your free WIA authorization number. You can also call 1-800-221-0659 to obtain a number.

OBTAINING PERMITS

If you want to hunt or trap bobcat or marten in Utah, you'll need a permit in addition to your furbearer license. This section describes how to obtain bobcat and marten permits.

If you were born after Dec. 31, 1984, you must have proof of furharvester education before you can purchase a bobcat or marten permit. For more information, see page 8 or visit wildlife.utah.gov/huntereducation.

Bobcat permits

Utah Admin. Rule R657-11-4

Beginning Oct. 1, 2018 at 8 a.m. MDT, you may purchase bobcat permits at wildlife.utah.gov or from any license agent or Division office. You may purchase no more than six permits.

Bobcat permits will be sold until 11 p.m. MDT on Oct. 31, 2018. There is no cap on the total number of permits that will be sold.

You must have your current furbearer license, bobcat permit and trap registration license on your person while hunting or trapping a bobcat.

If you obtain a bobcat permit in 2018, it is valid for the entire 2018–2019 bobcat season.

Marten permits

Utah Admin. Rule R657-11-6

Marten permits are available free of charge from any Division office, beginning Sept. 6, 2018. (Please keep in mind that you only need one marten permit in order to trap marten during the 2018–2019 season.)

Residency

Utah Code §§ 23-13-2(13) and 23-13-2(37)

Before you purchase a furbearer license, it's important to know whether you are a legal resident of the state of Utah for the purposes of hunting, fishing or trapping. See the definition of residency on page 28 to determine whether you are a resident or a nonresident.

You must have a current furbearer license, a marten-trapping permit and a trap registration license on your person when you trap a marten or have a marten in your possession.

Duplicate license or permit

Utah Code § 23-19-10 & Utah Admin. Rule R657-42

If your valid furbearer license is destroyed, lost or stolen, you may obtain a duplicate from a Division office or license agent. To obtain a duplicate bobcat or marten permit, you must visit a Division office.

The duplicate will cost \$10, or half of the price of the original license or permit, whichever is less.

If you already have a valid trap registration number, but you don't have a physical copy of your trap registration license, please contact a Division office. We can provide you with a duplicate copy of the license free of charge.

You can also download the *Utah Hunting and Fishing* app and carry electronic copies of your furbearer and trap registration licenses on your mobile device.

Sales final: Exceptions and refunds

Utah Code § 23-19-38 and Utah Admin. Rule R657-42

Some hunters and trappers successfully obtain licenses or permits and then realize—for one reason or another—that they won't be able to use them.

In most cases, the Division cannot refund the cost of the license or permit, but there are some exceptions. To determine whether you are eligible for a refund or to download a refund-request form, visit wildlife.utah.gov/refund.

OBTAINING AND USING TAGS

As soon as you harvest a bobcat or marten, you need to attach the temporary possession tags. Then, you should plan a time to have a Division employee attach the permanent tag.

Tagging bobcats

Utah Code § 23-20-30 & Utah Admin. Rule R657-11-5

You may only kill and tag a bobcat if you possess a valid bobcat permit issued in **your** name and you find a bobcat in your own marked trapping device or a trapping device you have written authorization to check. You must have both the permit and tags on your person when checking the traps. (See page 15 for the requirements you must meet to check someone else's trapping devices.)

After you kill a bobcat—but before you move the bobcat's carcass or leave the site of the kill—you are required to attach **your own** bobcat tags to the carcass. (See the illustration on the next page to review the two tags attached to the permit. There's one tag for the pelt and one for the jaw.)

The tagging process requires you to:

- Completely detach the tags from the permit
- Remove the notches that correspond with the harvest date and the animal's sex
- Complete the required county and license number information at the bottom of the tag
- Attach the temporary possession tag to the unskinned carcass or green pelt so that the tag remains securely fastened and visible

Later, you can remove the lower jaw of the bobcat and tag it with the numbered jaw tag that corresponds to the number on the pelt tag.

While tagging a bobcat, you may not remove more than one notch indicating date or sex, nor can you tag more than one bobcat using the same tag.

The temporary possession tag must remain attached to the green pelt or unskinned carcass until a permanent bobcat tag has been affixed.

You may not use a bobcat permit to hunt, trap or pursue bobcat after any of the notches have been removed from the temporary possession tag or the tag has been detached from the permit. Possession of an untagged green pelt or unskinned carcass is considered probable cause of unlawful taking and possession.

Permanent possession tags for bobcat and marten

Utah Admin. Rule R657-11-7

If you harvest a bobcat or marten, you must have a Division employee attach a permanent possession tag to the pelt no later than the second Friday in March.

You may not buy, sell, trade or barter a green pelt from a bobcat or marten that does not have a permanent tag affixed.

Obtaining permanent tags

When you bring a bobcat pelt into a Division office, a Division employee will attach a permanent tag and take possession of the bobcat's lower jaw. When you bring in a marten pelt, a Division employee will simply attach a permanent tag.

You can also have permanent possession tags attached at the Utah Trappers Association Fur Sale.

Bring any marten pelt to one of the following locations:

- A Division office listed on page 2. Visits are by appointment only from Sept. 22, 2018 through March 8, 2019.
- The Utah Trappers Association Fur Sale on Feb. 8–9, 2019.

If you have bobcat pelts, bring them to one of the following locations:

- A Division office listed on page 2. Visits are by appointment only from Nov. 14, 2018 through March 8, 2019.
- The Utah Trappers Association Fur Sale on Feb. 8–9, 2019.
- There is no fee for the permanent tags. You will receive them after the employee verifies the bobcat was tagged with the temporary possession tag that corresponds to your bobcat permit. The employee will also review your furbearer license.

Transporting pelts to obtain tags

Bobcats and martens that were legally harvested may be transported by someone other than the furharvester to have the permanent tag affixed.

If you transport a bobcat or marten for another person, you must have written authorization that includes all of the following information:

- Date of kill
- Location of kill
- Species and sex of animal being transported
- Origin and destination of transportation
- The name, address, signature and furbearer license number of the furharvester
- The name of the individual transporting the bobcat or marten
- The furharvester's marten permit number, if marten is being transported

You can download an authorization form at wildlife.utah.gov/furbearer that makes it easy to collect all of the required information.

Animals harvested outside of Utah

Green pelts of bobcats and martens that were legally harvested outside of the state may not be possessed, bought, sold, traded or bartered in Utah unless one of the following conditions applies:

- A permanent tag has been affixed.
- The pelts are accompanied by a shipping permit issued by the wildlife agency of the state where the animal was harvested.

FIELD REGULATIONS

Several rules govern hunting and trapping in Utah. These rules exist to help keep you safe and to ensure an ethical hunt. Whether you're targeting furbearers, coyotes or raccoons, please be familiar with the requirements for legally using trapping devices. You should also know the different types of hunting methods you may use and what you're required to do with any animals you harvest.

Checkpoints and officer contacts

Utah Code §§ 23-20-25 and 77-23-104

Division conservation officers and biologists monitor the harvest and possession of furbearers. They may also stop hunters and trappers to ensure they have the required licenses, permits, firearms and trapping equipment. You should expect to encounter conservation officers and biologists checking hunters in the field and at checkpoints.

If you're contacted by a conservation officer, you must provide the officer with the items he or she requests. These may include

any licenses, permits and tags required for hunting, any devices used to participate in hunting and any game you've taken. These contacts allow the Division to collect valuable information about Utah's furbearer populations.

Participating in surveys

Utah Admin. Rule R657-11-23

If the Division contacts you about your furharvesting experience, please participate in the survey regardless of your success. Your participation helps the Division evaluate population trends, assess harvest success and collect other valuable information.

Avoid nontarget species

The following recommendations can help you avoid catching cougars, domestic animals and other nontarget species in trapping devices set for bobcats and other furbearers.

- Use traps with smaller jaw spreads. For example, a number 2 trap is big enough to catch bobcats, but the larger foot of a cougar may spring the trap without getting caught.
- Avoid using 4-coiled traps. A 2-coiled trap is sufficient to hold bobcats and coyotes, but larger animals like cougars or domestic animals should be able to pull out of the trap.
- Anchor foothold traps solidly to the ground. A cougar or other large animal will have a better chance of pulling out of a trap that is solidly anchored.
- When using a cable device, reduce the loop size and set it about eight inches off the ground. A smaller loop size won't fit around a cougar's head, and if the loop is set low, it will likely miss the heads of most large nontarget animals. You may not use a drag with a cable device—they are prohibited.
- If you catch a cougar kitten, remove traps from the area to avoid catching additional kittens.
- If you know that cougars are in a particular area, find another place to trap. Cougars usually displace bobcats from areas that they frequent.
- Avoid setting traps near trails that are frequently used by people and dogs.
- Avoid using baits that are likely to attract pets or other nontarget species.

Aiding or assisting in violations

Utah Code § 23-20-23

You may not aid or assist another person to violate any provisions of the Wildlife Resources Code, rule or guidebook.

The penalty for aiding or assisting is the same as that imposed for the primary violation.

Hunting and trapping methods

Harvest methods and shooting hours

Utah Code §§ 23-20-3, 23-20-12 & Utah Admin. Rule R657-11-12

You may harvest all furbearers—except for bobcats and marten—by any legal means, excluding explosives and poisons. While hunting and trapping, you may not use the illegal spotlighting methods described on page 20.

Bobcats may be taken only by shooting or trapping, or with the aid of dogs.

Marten may be taken only with an elevated, covered set in which the maximum trap size shall not exceed 1½ foothold or 160 Conibear.

Harvesting furbearers by shooting or with the aid of dogs is restricted to 30 minutes before sunrise to 30 minutes after sunset, unless you have a permit from the county to spotlight coyote, red fox, striped skunk or raccoon. For more information on spotlighting, see page 20.

Furbearers caught in a trapping device may be taken by shooting at any time.

You may check trapping devices and remove animals at any time of day or night, except on certain waterfowl management areas. For more information, see page 20.

You may not take any wildlife from an airplane or any other airborne vehicle or device (including drones), or from any motorized

terrestrial or aquatic vehicle, including snowmobiles and other recreational vehicles.

Trap registration numbers

Utah Admin. Rules R657-11-8 & R657-11-9

Each trapping device you use to trap furbearers, coyotes or raccoons must be permanently and legibly marked with your trap registration number.

Your trap registration number is printed on your trap registration license, which is required if you plan to trap furbearers, coyotes or raccoons. For more information about obtaining a trap registration license, see page 9.

You will be assigned only one trap registration number. This is your permanent number, and you should mark it on each of your trapping devices. The only exception is for trapping devices set for coyotes or raccoons within 600 feet of a building or structure occupied by humans or livestock.

You may not have more than one registration number on your traps.

You must notify the Division within 30 days if you change your address or if your trapping devices are stolen.

Trapping devices

Utah Code § 23-13-4 & Utah Admin. Rule R657-11-9

Any foothold trap used to take a furbearer, coyote or raccoon must have spacers on the jaws that leave an opening of at least 3/16 of an inch when the jaws are closed. The only exceptions to this requirement are the following types of traps:

- Rubber-padded jaw traps
- Traps with jaw spreads less than 4.25 inches
- Traps that are completely submerged under water when set

Any cable device (i.e., snare) used to take a furbearer, coyote or raccoon—except those set in water or with a loop size less than three inches in diameter—must be equipped with a breakaway lock mechanism that will release

Trap restrictions to protect river otters

Utah Admin. Rule R657-11-9

To protect Utah's river otter populations, there are trapping-device restrictions for the following areas:

- Colorado River, between the Utah-Colorado state line and Lake Powell
- Escalante River, between Escalante and Lake Powell
- Green River, between Flaming Gorge Dam and the Utah-Colorado state line
- Middle section of the Provo River, between Jordanelle Dam and Deer Creek Reservoir

If you are trapping for a furbearer, coyote or raccoon within 100 yards of either side of these four rivers—or their tributaries—and up to one-half mile from their confluences, you may use only the following trapping devices:

- Nonlethal-set foothold trapping devices with a jaw spread less than 5 1/8 inches, and nonlethal-set padded foothold traps. Drowning sets with these traps are prohibited.
- Body-gripping, killing-type trapping devices with body-gripping area less than 30 square inches.
- Nonlethal dry-land cable trapping devices equipped with a stop-lock mechanism that prevents it from closing to less than a six-inch diameter.
- Size 330, body-gripping, killing-type trapping devices modified by replacing the standard V-trigger assembly with one top side-parallel trigger assembly, with the trigger placed within one inch of the side, or butted against the vertical turn in the Canadian bend (see figure on the next page).

when any force greater than 300 pounds is applied to the loop. Breakaway cable devices must be fastened to an immovable object solidly secured to the ground. The use of drags is prohibited.

Setting and checking traps

You may not set any trapping device on posted private property without the landowner's or lessee's written permission.

If you see an illegally set trapping device, notify a conservation officer as soon as possible. While performing their duties, conservation officers may seize all traps, trapping devices and wildlife used or held in violation of the rules in this guidebook.

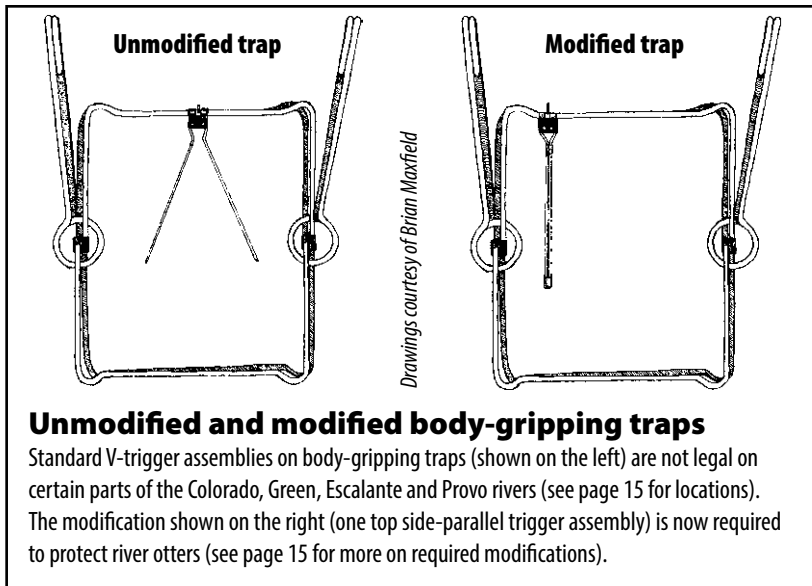
All trapping devices used to take a furbearer, coyote or raccoon must be checked, and any animals removed, at least once every 48 hours. The only exception is if you are using the following types of traps, which must be checked, and have any animals removed, every 96 hours:

- Killing traps that strike the top and bottom of the animal simultaneously
- Drowning sets
- Lethal cable devices that are set to capture on the neck, that have a nonrelaxing lock without a stop, and that are anchored to an immovable object

If you are unable to check your own traps, you may authorize another person to check them for you. Only someone who possesses your written authorization, a valid furbearer license and trap registration license—and the necessary permits to check traps and remove protected wildlife—may check your traps in your absence. See *Removing traps and trapped wildlife* in the next section for all wildlife-removal requirements.

You may not remove any of the following from a trapping device and then transport or possess them:

- Live protected wildlife
- A live coyote or raccoon



Unmodified and modified body-gripping traps

Standard V-trigger assemblies on body-gripping traps (shown on the left) are not legal on certain parts of the Colorado, Green, Escalante and Provo rivers (see page 15 for locations). The modification shown on the right (one top side-parallel trigger assembly) is now required to protect river otters (see page 15 for more on required modifications).

Any live animal found in a trapping device must be euthanized and removed from the device by the trapper within the 48-hour trap-check period or released immediately by the trapper unharmed.

Important: The trapping restrictions in this section do not apply to trapping devices set for coyotes or raccoons, as long as those devices are within 600 feet of a building occupied or used by humans or domestic livestock.

Removing traps and trapped wildlife

You may not disturb or remove any trapping device unless you are one of the following individuals:

- The owner of the trapping device
- A person who meets all the legal requirements and has the owner's written authorization (see column to the right)
- A peace officer performing routine duties
- The landowner where the trapping device is set
- A domestic pet owner who is disturbing the trapping device in order to remove their trapped pet

You may not kill or remove wildlife caught in a trap, unless you are:

- The owner of the trapping device who possesses the permit, license, tag or legal authorization required for the species that is captured
- A person who meets all the legal requirements and has the owner's written authorization (see details below)
- A peace officer performing routine duties

A person, other than the owner, may possess, set, disturb or remove a trapping device—or temporarily possess, kill or remove wildlife caught in a trap—as long as he or she meets all of the following requirements:

- The trapping device is appropriately marked with the owner's trap registration number.
- The person possesses a valid furbearer license and appropriate permits or tags when working with furbearer sets.

Important: If the animal in the trap is a bobcat, the person who kills the bobcat must possess—and be carrying—a valid bobcat permit issued in their **own** name. They must then attach their own

tags to the carcass. For additional details, see page 11.

- The person's trap registration license or furbearer license are neither denied nor suspended.
- The person has obtained written authorization from the owner of the trapping device with the following information printed on the authorization in permanent ink:
 - The date written authorization was obtained
 - The name, address and phone number of the owner
 - The owner's trap registration number
 - The name of the individual being given authorization
 - The owner's signature


You can find an easy-to-complete authorization card online at wildlife.utah.gov/TrapForm.

Nothing in this section authorizes a person to use the owner's trap registration license, furbearer license, permit or tag.

While you're hunting and trapping, you may not possess any trapping device that is not permanently marked or tagged with your registered trap number unless you have received

Artificial cubby set

This manufactured container has an opening on one end that houses a trapping device. Bait must be 8 inches from the opening.



Tilt the trap so bait cannot be seen from above.



Artificial cubby sets must be placed with the top of the opening even with or below the bottom of the bait so that the bait is not visible from above.

Did it get wet? Decontaminate it!

Before you leave a trapping area and step into another water, rinse all the mud and other debris off of your waders, boots and wetted trapping gear or equipment.

Then, generously spray all of it—especially the soles of boots or waders—with Formula 409 (a popular household cleaner). This treatment will kill any whirling disease spores.

After you return home, thoroughly clean and dry all of your gear before using it again.

written permission as described above.

If your registered trap number is on a trapping device, you can be held criminally liable and civilly responsible for any violations committed with that device. This rule still applies if you've authorized someone else to use the device. That's why it's important to report stolen trapping devices to the Division as soon as possible.

You must also keep a record of the individuals who have written authorization to

remove your traps, and supply a copy of that record to a conservation officer, upon request.

Important: The trapping restrictions in this section do not apply to trapping devices set for coyotes or raccoons, as long as those devices are within 600 feet of a building occupied or used by humans or domestic livestock.

Use of bait

Utah Admin. Rule R657-11-10

In most instances, you may not use protected wildlife or its parts as bait to take a furbearer, coyote or raccoon. The only exceptions are as follows:

- You may use the white-bleached bones of protected wildlife with no hide or flesh attached.
- You may use parts of legally taken furbearers and nonprotected wildlife.

You may not set trapping devices for furbearers, coyotes or raccoons within 30 feet of any exposed bait.

Are you allowed to possess a weapon?

Utah Code §§ 76-10-503 and 76-10-512

It is illegal under Utah Code §§ 76-10-503 and 76-10-512 to possess or use a firearm, muzzleloader or any other dangerous weapon if you have been charged or convicted of certain offenses.

The purchase or possession of any hunting license, permit, tag or certificate of registration from the Division does not authorize the holder to legally possess or use a firearm, muzzleloader or any other dangerous weapon while hunting if they are otherwise restricted from possessing these weapons under Utah Code.

To determine whether you are allowed to possess a weapon, please review the Utah Code sections listed above or contact the law enforcement agency that oversees your case.

Trapping devices may be placed near carcasses of protected wildlife, provided the carcass has not been moved for the purpose of trapping and the trapping device is not located within 30 feet of the carcass.

White-bleached bones with no hide or flesh attached may be set within 30 feet of a trapping device.

Bait used inside an artificial cubby set must be placed at least eight inches from the opening.

Artificial cubby sets must be placed with the top of the opening even with or below the bottom of the bait so that the bait is not visible from above.

If you use bait, you can be held responsible if it becomes exposed for any reason.

Important: The trapping restrictions in this section do not apply to trapping devices set for coyotes or raccoons, as long as those devices are within 600 feet of a building occupied or used by humans or domestic livestock.

Accidental trapping

Utah Admin. Rule R657-11-11

Any protected wildlife accidentally caught and found alive in a trapping device must be immediately released unharmed by a person authorized to do so. (See page 16 to see a list of individuals who are authorized to remove protected wildlife from a trap.)

If you accidentally trap protected wildlife, you must report it to the Division within 48 hours.

You must obtain permission from a Division representative to remove the carcass of any protected wildlife accidentally caught in one of your trapping devices. After removing the carcass, you must turn it over to the Division.

Black-footed ferret, lynx and wolf are protected species under the Endangered Species Act. If you accidentally trap or capture any of these federally protected species, you must immediately report it to both the U.S.

Areas closed to beaver and mink harvest

Utah Admin. Rule R657-11-25

The following areas are closed to beaver and mink harvest at all times:

- Beaver County—Pine Creek
- Box Elder County—Basin Creek drainage
- Cache County—Right Hand Fork and Temple Fork drainages (tributaries of the Logan River), Rock Creek and Curtis Creek drainages (tributaries of Blacksmith Fork River) and Beaver Creek
- Emery County—San Rafael River
- Garfield County—Hunt Creek (west of U.S. Forest Service boundary)
- Grand County—Willow Creek, Bitter Creek and Sweetwater drainages
- Garfield and Kane counties—East Fork of the Sevier River and tributaries above Blue Fly Creek
- Garfield and Iron counties—Bear Creek drainage and the following creeks above Panguitch Lake: Blue Springs Creek, Bunker Creek and Deer Creek

- Rich County—Big Creek (above ranches), Randolph Creek, Woodruff Creek (above Woodruff Reservoir) and Pine Creek, Dip Hollow and Peggy Hollow within the U.S. Forest Service boundary
- Summit County—Boundary begins at SR-150 and USFS Rd 058; east on this USFS road to USFS Rd 073; east on this road to USFS Rd 072; north on this road to the Utah-Wyoming state line; east on this state line to USFS Rd 017; southeast on this road to USFS Rd 077; south on this road to USFS Rd 082; east on this road to USFS Rd 078; east on this road to USFS Rd 086; east on this road to the Daggett-Summit county line; south on this county line to the Summit-Duchesne county line (summit of the Uinta Mountains); west on this county line to SR-150 at Hayden Pass; north on SR-150 to USFS Rd 058.

There are also trapping-device restrictions on parts of the Colorado, Escalante, Green and Provo rivers, including their tributaries and some of the surrounding land. You can read more about these restrictions in the information box on page 15.

Fish and Wildlife Service and the Division.

If you capture or kill an unauthorized species of protected wildlife in a trapping device, you are not criminally liable under state law as long as all of the following circumstances apply:

- You were not attempting to take the unauthorized species.
- You possess a valid trap registration license or a valid written authorization from the owner of the trapping device.
- You possess the licenses, permits and tags required to trap the targeted wildlife species.
- You otherwise comply with the

provisions of Utah's Wildlife Code and all regulations that apply to trapping the targeted wildlife species.

Loaded firearms in a vehicle

Utah Code §§§§ 76-10-502, 76-10-504, 76-10-505 and 76-10-523

You may not carry a loaded firearm in or on a vehicle unless you meet all of the following conditions:

- You own the vehicle or have permission from the vehicle's owner.
- The firearm is a handgun.
- You are 18 years of age or older.

A pistol, revolver, rifle or shotgun is considered to be loaded when there is an unexpended cartridge, shell or projectile in the firing position.

Pistols and revolvers are also considered to be loaded when an unexpended cartridge, shell or projectile is in a position whereby the manual operation of any mechanism once would cause the unexpended cartridge, shell or projectile to be fired.

A muzzleloading firearm is considered loaded when it is capped or primed and has a powder charge and ball or shot in the barrel or cylinders.

The firearm restrictions in this section do not apply to concealed firearm permit holders, provided the person is not utilizing the concealed firearm to hunt or take wildlife.

Areas where you cannot discharge a firearm

Utah Code § 76-10-508

You may not discharge a dangerous weapon or firearm under any of the following circumstances:

- From a vehicle
- From, upon or across any highway
- At power lines or signs
- At railroad equipment or facilities, including any sign or signal
- Within Utah state park camp or picnic sites, overlooks, golf courses, boat ramps or developed beaches
- Without written permission from the owner or property manager, within 600 feet of:
 - A house, dwelling or any other building
 - Any structure in which a domestic animal is kept or fed, including a barn, poultry yard, corral, feeding pen or stockyard

Spotlighting

Utah Code §§ 23-20-3, 76-10-504, 76-10-523 and Utah Admin. Rule R657-11-13

You may not use spotlighting to hunt or harvest protected wildlife.

You may not use a spotlight, headlight or other artificial light to locate any protected wildlife while having in your possession a firearm or other weapon or device that could be used to take or injure protected wildlife.

The use of a spotlight or other artificial light in any area where protected wildlife are generally found is considered probable cause of attempting to locate protected wildlife.

The provisions of this section do not apply to the following individuals:

- A person who uses the headlights of a motor vehicle—or other artificial light—in a usual manner, where there is no attempt or intent to locate protected wildlife.
- A trapper who uses an artificial light to illuminate the path and trap sites for the purpose of conducting the required trap checks. In this instance, the trapper must carry the artificial light. It cannot

Trapping on waterfowl management areas

Utah Admin. Rule R657-11-26

Trapping wildlife, including nonprotected species, on state waterfowl management areas (WMAs) is prohibited, unless specifically authorized by the Division.

The Division uses limited trapping on WMAs to protect wildlife populations and to prevent burrowing damage to the dikes.

To apply for the opportunity to trap muskrats and other furbearers on these WMAs, please visit wildlife.utah.gov/WMAtrapping in October.

Trapping coyotes and raccoons

Utah Code § 4-23-101 and Utah Admin. Rules R657-11 and R58-14

The Department of Agriculture and Food has regulatory authority over the state's coyotes and raccoons.

Although the Utah Division of Wildlife Resources does not manage these species, it does have responsibility and authority over trapping and the use of trapping devices capable of catching or killing protected wildlife.

Trapping devices—even those set for coyotes and raccoons—frequently capture and kill other animals. The Division regulates trapping and the use of trapping devices to reduce the capture of nontargeted protected species.

This guidebook references both coyotes

and raccoons in regulations about the use of trapping devices. Those regulations are in place to:

and raccoons in regulations about the use of trapping devices. Those regulations are in place to:

- Reduce the capture and killing of nontargeted protected wildlife
- Improve the likelihood of successfully releasing nontargeted protected wildlife
- Detect illegal trap sets that target protected wildlife
- Protect law-abiding trappers from criminal liability if they accidentally capture nontargeted protected wildlife

For detailed information on the use of trapping devices in Utah, see pages 14–19 of this guidebook. For more information about the trap registration license requirement, see page 9 or visit wildlife.utah.gov/trapping-faq.html.

be a motor vehicle headlight or a light attached to or powered by a motor vehicle. And while checking trapping devices with an artificial light, the trapper may not occupy or operate any motor vehicle.

Some counties allow spotlighting if a hunter is trying to harvest coyote, red fox, striped skunk or raccoon. See Utah Code § 23-13-17 and your county laws and ordinances for more information.

Even if your county's laws do not permit spotlighting, you may still use spotlighting to hunt coyote, red fox, striped skunk or raccoon if you are one of the following individuals:

- A landowner (or landowner's agent) who is protecting crops or domestic animals from predation by those animals
- A Wildlife Services agent, acting in an official capacity under a memorandum of understanding with the Division.

The firearm restrictions in this section do not apply to concealed firearm permit holders, provided the person is not utilizing the concealed firearm to hunt or take wildlife.

Carrying a dangerous weapon while under the influence of alcohol or drugs

Utah Code § 76-10-528

You may not carry a dangerous weapon or hunt furbearers, coyotes or raccoons while under the influence of alcohol or drugs. Please see wildlife.utah.gov/rules for more information.

Use of dogs

Utah Code § 23-20-3 and Utah Admin. Rule R657-11-14

You may use dogs to pursue or harvest furbearers from 30 minutes before sunrise to 30 minutes after sunset, and only during the open seasons listed in this guidebook. See page 25 for season dates and bag limits.

Wolf management in Utah

Wolves are protected under the federal Endangered Species Act throughout most of Utah. In a small portion of northern Utah (north of I-80 and east of I-84), wolves have been removed from the Endangered Species List, and the state has authority to manage them.

The general public may not hunt, kill or trap wolves.

To learn about wolf management in Utah, visit wildlife.utah.gov/wolf.

If you are the owner or handler of the dogs, you must have a valid furbearer license in your possession while you are pursuing or harvesting a furbearer.

When dogs are used to pursue furbearers, the licensed hunter who intends to take the furbearer must be present when the dogs are released. Then, the licensed hunter must continuously participate in the hunt until it ends.

Use of weapons on waterfowl management areas

Utah Admin. Rule R657-9-9

You may only discharge a shotgun (with non-toxic shot) or archery tackle on the following waterfowl management areas and other Division-managed properties during the specified waterfowl hunting seasons or as authorized by the Division:

- Box Elder County—Harold S. Crane, Locomotive Springs, Public Shooting Grounds and Salt Creek
- Daggett County—Brown's Park
- Davis County—Farmington Bay, Howard Slough and Ogden Bay
- Emery County—Desert Lake
- Juab County—Mills Meadow

- Millard County—Clear Lake and Topaz Slough
- Sanpete County—Manti Meadows
- Tooele County—Blue Lake and Timpie Springs
- Uintah County—Stewart Lake
- Utah County—Powell Slough, Utah Lake Wetland Preserve
- Wayne County—Bicknell Bottoms
- Weber County—Ogden Bay and Harold S. Crane

You may not discharge a firearm, crossbow or archery tackle on any of the areas listed above any time of the year except during the specified waterfowl hunting seasons or as authorized by the Division.

The firearm restrictions in this section do not apply to concealed firearm permit holders, provided the person is not utilizing the concealed firearm to hunt or take wildlife.

State parks

Utah Code § 76-10-508 and Utah Admin. Rule R651-614-4

Hunting and trapping any wildlife is prohibited within the boundaries of all state park areas, except those designated open to hunting by the Utah Division of State Parks and Recreation in *Utah Admin. Rule R651-614-4*.

For information about discharging a dangerous weapon or firearm in a state park, see *Areas where you cannot discharge a firearm* in the previous section or review *Utah Code § 76-10-508*.

Trespassing

Utah Code §§ 23-20-14 and 23-20-3.5

While taking wildlife or engaging in wildlife-related activities, you may not—without permission—enter or remain on privately owned land that is:

- Cultivated
- Properly posted
- Fenced or enclosed in a manner designed to exclude intruders

In addition, you may not:

- Enter or remain on private land when directed not to do so by the owner or a person acting for the owner.
- Obstruct any entrance or exit to private property.

“Cultivated land” is land that is readily identifiable as land whose soil is loosened or broken up for the raising of crops, land used for the raising of crops, or a pasture that is artificially irrigated.

“Permission” means written authorization from the owner or person in charge to enter upon private land that is cultivated or properly posted. Permission must include all of the following details:

- The signature of the owner or person in charge
- The name of the person being given permission
- The appropriate dates
- A general description of the land

“Properly posted” means that signs prohibiting trespass—or bright yellow, bright orange or fluorescent paint—are clearly displayed at all corners, on fishing streams crossing property lines, and on roads, gates and rights-of-way entering the land. Or, they are displayed in a manner that is visible to a person in the area.

You may not post private property you do not own or legally control or land that is open to the public as provided by *Utah Code § 23-21-4*. In addition, it is unlawful to take protected wildlife or its parts while trespassing in violation of *Utah Code § 23-20-14*.

You are guilty of a class B misdemeanor if you violate any provision described in this section. Your license, tag or permit privileges may also be suspended.

Restricted areas

Utah military installations (including Camp Williams) and federal wildlife refuges are closed to hunting, trapping and trespassing, unless otherwise authorized.

If you are hunting on Native American trust lands, you must observe the tribe's wildlife regulations.

Wildlife management areas

Utah Admin. Rule R657-11-32

Most Division-owned wildlife management areas (WMAs) are closed to motor vehicles. You may only access one of these areas in a motor vehicle if you have already obtained written authorization from the appropriate Division regional office.

Goshen Warm Springs WMA is closed to all hunting, trapping and trespassing.

Possession, sale and transportation

Transporting furbearers

Utah Code § 23-13-4 & Utah Admin. Rule R657-11-16

You may only transport the green pelts of furbearers if you possess the appropriate license and permits. If you have harvested bobcat or marten, they must be correctly tagged. For more information on attaching temporary and permanent tags, see page 11.

A registered Utah fur dealer—or that person's agent—may transport or ship green pelts of furbearers within Utah.

Bring clean bobcat jaws and pelts

Before you bring the lower jaw and pelt of a bobcat to a Division office for permanent tagging, please remove as much flesh as possible.

You should also allow the jaw and pelt to dry in the open air. Do not use a storage or transport container made of plastic—use a paper bag or cardboard box instead. This will help prevent the jaw from decaying.

No one may transport or possess live protected wildlife, except as permitted by Utah Admin. Rule R657-3.

You do not need a furbearer license in order to transport green pelts of coyote, muskrat, raccoon, red fox or striped skunk.

Exporting furbearers from Utah

Utah Admin. Rule R657-11-17

You may not export or ship the green pelt of any furbearer from Utah without first obtaining a valid shipping permit from the Division.

You do not need a shipping permit in order to export green pelts of coyote, muskrat, raccoon, red fox or striped skunk from Utah.

Sales

Utah Admin. Rule R657-11-18

If you possess a valid furbearer license, you may sell, offer for sale, barter or exchange only those species you were licensed to take and that you legally harvested.

Any person who obtains a valid fur dealer or fur dealer's agent certificate of registration may buy, sell or trade green pelts or parts of furbearers within Utah.

Fur dealers (or their agents and taxidermists) must keep records of all transactions dealing with green pelts of furbearers. Those records must contain all of the following information:

- The transaction date
- The name, address, license number and tag number of each seller

If the ownership of a pelt changes, the above information must be listed on a receipt issued to the new owner.

You may possess legally acquired furbearers and tanned hides—without possessing a furbearer license—as long as you can provide proof of legal ownership.

A furbearer license is not required to sell or possess coyote, muskrat, raccoon, red fox or striped skunk or their parts.

Wasting wildlife

Utah Code § 23-20-8 & Utah Admin. Rule R657-11-19

You may not waste—or permit to be wasted or spoiled—any protected wildlife or its parts.

You may, however, leave the skinned carcass of a furbearer in the field. This action does not constitute waste of wildlife.

Depredation

Badger, weasel and spotted skunk

Utah Admin. Rule R657-11-20

If a badger, weasel or spotted skunk is creating a nuisance or causing damage, you may harvest it at any time—without a license—as long as you do not sell or trade the animal or its parts.

Red fox and striped skunk

Utah Admin. Rule R657-11-20

Red fox and striped skunk may be taken at any time without a furbearer license.

Bobcat

Utah Admin. Rule R657-11-21

A Wildlife Services agent may remove or harvest a depredating bobcat as long as the agent is supervised by the USDA Wildlife Services program and following Division-approved procedures.

A livestock owner or the owner's employee may take bobcats that are harassing livestock. The employee must be on a regular payroll and not hired specifically to take furbearers.

Any bobcat harvested by a livestock owner or an employee must be surrendered to the Division within 72 hours.

Beaver

Utah Code § 23-18-4 & Utah Admin. Rule R657-11-22

If a beaver is causing damage or exhibiting other nuisance behavior, you may harvest or remove it during closed seasons, but you must first obtain a nuisance permit from a Division office or conservation officer.

SEASON DATES AND BAG LIMITS

Utah Admin. Rule R657-11-25

Badger

- Season dates: Sept. 22, 2018–March 1, 2019
- Areas open: Statewide*
- Bag limit: No limit

Beaver

- Season dates: Sept. 22, 2018–April 3, 2019
- Areas open: Statewide*, **except the areas listed in the information box on page 19.**
- Bag limit: No limit
- Notes: There are trapping-device restrictions on and near sections of the Colorado, Escalante, Green and Provo rivers. See the information box on page 15 for more information.

Bobcat

- Season dates: Nov. 14, 2018–March 1, 2019
- Areas open: Statewide*
- Bag limit: One per permit, up to a maximum of six
- Possession limit: One per permit, up to a maximum of six

Coyote

- The Department of Agriculture regulates coyotes, and you do not need a furbearer license to harvest them. To learn more, visit wildlife.utah.gov/UDAF.
- Participants in Utah's predator control program receive compensation for removing coyotes. To learn more about this program, see the information box on this page or visit wildlife.utah.gov/predators.

Gray fox

- Season dates: Sept. 22, 2018–March 1, 2019
- Areas open: Statewide*
- Bag limit: No limit

Recent changes to Utah's predator control program

In 2018, the Utah Legislature and Utah Wildlife Board approved changes to Utah's predator control program.

These changes included new requirements to prevent fraud, improve data collection and ensure proactive management of the program's budget.

Program participants will be required to obtain a certificate of registration, meet certain standards for the coyotes they submit and begin using a new online application. For detailed information about these new requirements—and how they might affect you—visit wildlife.utah.gov/predators.

The predator control program launched after the Utah Legislature passed the Mule Deer Protection Act in 2012. The program provides incentives for members of the public to remove coyotes for the benefit of Utah's mule deer populations. Participants in the program receive up to \$50 for each properly documented coyote that they kill in Utah.

* National wildlife refuges, Native American trust lands and waterfowl management areas may have special regulations.

Kit fox

- Season dates: Sept. 22, 2018–March 1, 2019
- Areas open: Statewide*
- Bag limit: No limit
- **Important:** The kit fox is on Utah's sensitive species list. The Division encourages trappers to release all kit fox unharmed.

Marten

- Season dates: Sept. 22, 2018–March 1, 2019
- Areas open: Daggett, Duchesne, Summit and Uintah counties*
- Bag limit: No limit
- Notes: Marten may be taken only with an elevated, covered set in which the maximum trap size shall not exceed 1½ foothold or 160 Conibear.

Mink

- Season dates: Sept. 22, 2018–April 3, 2019
- Areas open: Statewide*, **except the areas listed in the information box on page 19.**
- Bag limit: No limit
- Notes: There are trapping-device restrictions on and near sections of the Colorado, Escalante, Green and Provo rivers. See the information box on page 15 for more information.

Muskrat

- Season dates: Year round
- Areas open: Statewide*
- Bag limit: No limit
- Notes: You do not need a furbearer license to harvest muskrat. You will need a special permit if you plan to trap

muskrat on a Waterfowl Management Area. For more information, visit wildlife.utah.gov/WMAtrapping in October.

Raccoon

- The Department of Agriculture regulates raccoons, and you do not need a furbearer license to harvest them. To learn more, visit wildlife.utah.gov/UDAF.

Red fox

- Season dates: Year round
- Areas open: Statewide*
- Bag limit: No limit
- Notes: You do not need a furbearer license to harvest red fox.

Ringtail

- Season dates: Sept. 22, 2018–March 1, 2019
- Areas open: Statewide*
- Bag limit: No limit

Spotted skunk

- Season dates: Sept. 22, 2018–March 1, 2019
- Areas open: Statewide*
- Bag limit: No limit

Striped skunk

- Season dates: Year round
- Areas open: Statewide*
- Bag limit: No limit
- Notes: You do not need a furbearer license to harvest striped skunk.

Weasel

- Season dates: Sept. 22, 2018–March 1, 2019
- Areas open: Statewide*
- Bag limit: No limit

DEFINITIONS

Utah Code § 23-13-2 and Utah Admin. Rule R657-11-2

Artificial cubby set means any manufactured container with an opening on one end that houses a trapping device.

Bait means any lure containing animal parts larger than one cubic inch, with the exception of white-bleached bones with no hide or flesh attached.

Cage trap means any enclosure containing a one-way door triggered by a treadle or pan that prevents escape of an animal after the door closes.

Carcass means the dead body of an animal or its parts.

Certificate of registration means a document issued under the Wildlife Resources Code, or any rule or proclamation of the Wildlife Board granting authority to engage in activities not covered by a license, permit or tag.

Domicile means the place:

- where an individual has a fixed permanent home and principal establishment;
- to which the individual if absent, intends to return; and
- in which the individual and the individual's family voluntarily reside, not for a special or temporary purpose, but with the intention of making a permanent home.

To create a new domicile an individual must:

- abandon the old domicile; and
- be able to prove that a new domicile has been established.

Exposed bait means bait that is visible from any angle, except when used in an artificial cubby set.

Foothold trap means any underspring or jump trap, longspring trap or coil-spring trap with two smooth arms or jaws that come together when an animal steps on a pan in the center of the trap.

Furbearer means species of the *Bassariscidae*, *Canidae*, *Felidae*, *Mustelidae* and *Castoridae* families, except coyote and cougar.

Fur dealer means any individual engaged in, wholly or in part, the business of buying, selling, or trading skins or pelts of furbearers within Utah.

Fur dealer's agent means any person who is employed by a resident or nonresident fur dealer as a buyer.

Good condition means the carcass is fresh or frozen and securely wrapped to prevent decomposition so that the tissue remains suitable for analysis.

Green pelt means the untanned hide or skin of any furbearer.

Livestock means cattle, sheep, goats and turkeys.

Nonresident means a person who does not qualify as a resident.

Owner means the person who has been issued a trap registration number associated with one or more trapping devices.

Permit means a document, including a stamp, that grants authority to engage in specified activities under the Wildlife Resources Code or a rule or proclamation of the Wildlife Board.

* National wildlife refuges, Native American trust lands and waterfowl management areas may have special regulations

Possession means actual or constructive possession.

Protected wildlife means the animals defined in the “wildlife” definition below. It does not include coyote, field mouse, gopher, ground squirrel, jackrabbit, muskrat and raccoon.

Pursue means to chase, tree, corner or hold a furbearer at bay.

Resident means a person who has a domicile (fixed permanent home and principal establishment) in Utah for six consecutive months immediately preceding the purchase of a license or permit, AND DOES NOT claim residency for hunting, fishing or trapping in any other state or country.

An individual retains Utah residency if he or she leaves Utah to serve in the armed forces of the United States, or for religious or educational purposes, and does NOT claim residency for hunting, fishing or trapping in any other state or country.

Members of the armed forces of the United States and dependents are residents as of the date the member reports for duty under assigned orders in Utah, if:

- The member is NOT on temporary duty in Utah and does NOT claim residency for hunting, fishing or trapping in any other state or country.
- The member presents a copy of his or her assignment orders to a Division office to verify the member’s qualification as a resident.

A nonresident attending an institution of higher learning in Utah as a full-time student may qualify as a resident if the student has been present in Utah for 60 consecutive days immediately preceding the purchase of the

license or permit and does NOT claim residency for hunting, fishing or trapping in any other state or country.

A Utah resident license or permit is invalid if a resident license for hunting, fishing or trapping is purchased in any other state or country.

An individual DOES NOT qualify as a resident if he or she is an absentee landowner paying property tax on land in Utah.

Scent means any lure—composed of material of less than one cubic inch—that has a smell intended to attract animals.

Sell means to offer or possess for sale, barter, exchange or trade. It is also the act of selling, bartering, exchanging or trading.

Tag means a card, label or other identification device issued for attachment to the carcass of protected wildlife.

Take means to hunt, pursue, harass, catch, capture, possess, angle, seine, trap or kill any protected wildlife; or to attempt any of the aforementioned actions.

Trapping means taking protected wildlife with a trapping device.

Trapping device means any apparatus used to remotely capture or kill an animal, including a cage trap, foothold trap, snare wire or any other body-gripping mechanism.

Wildlife means crustaceans—including brine shrimp and crayfish—and all vertebrate animals living in nature, except feral animals.